

## CeLight LED Sheet Flat type 165

### Features:

- \* Small size but powerful
- \* Field cuttable
- \* Perfect for back light - light box application
- \* Easy installation with jumper cable
- \* IP 65 rated

### Specification:

**Model:** CLH165-SWxx24V-C4

\*\*SWxx" - color temperature \*\*Cx" - quantity of power-in cables

**Size:** 165mm x 390mm (6.50" x 15.35")

**LED:** 75mm(2.95") Spacing

**LED Quantity:** 18pcs per sheet

**Power Consumption:** 11.5W

**Output Lumen:** 1070lm per sheet

**Input Voltage:** 24VDC

**LED Types:** SMT LED

**CRI:** >90

**Beam Angle:** 120°

**Available Color (K):** 2700, 3000, 3500, 4000, 5000 Available

**Dimmable:** Yes

**Material:** Laminated fiber glass (Thickness 1.0mm)

**Suggested Room Temperature:** -10°C ~ 80°C

**Suggested Room Humidity:** 20~80%

**Application:** Interior use only

\* Ingress Protection Rating(IP) 65

\* Standard power-in cable at C1, C2, C3, C4 location


**IES File:** Available upon request

**Diagram:** Available upon request



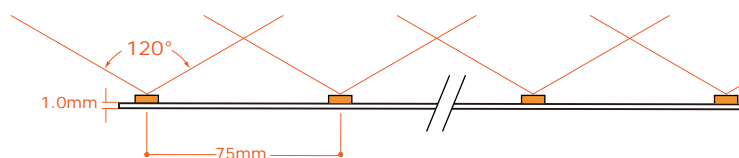
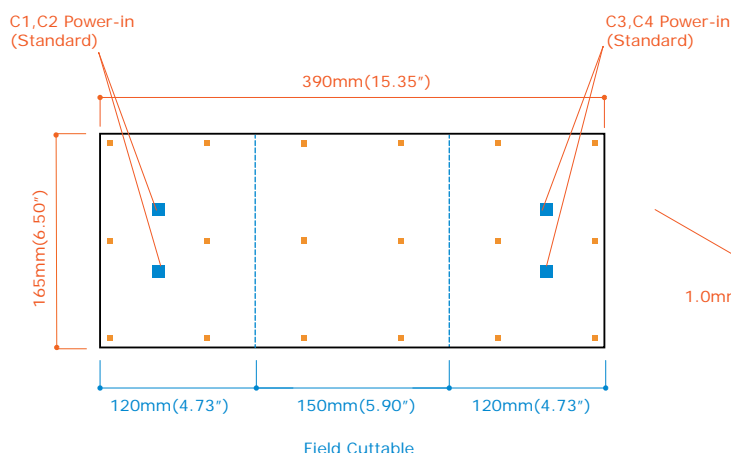
JUMPER WIRE

CONNECTOR



Over 3"

Suggested distance  
between diffuser and CeLight



120°

1.0mm

75mm