

1406FL-757 Flat Linear Light Fixture

Features:

- * Slim, compact yet powerful
- * Fit into the tightest space
- * Easy installation with magnet

Specification:

Model: 1406FL-757-25-xxxxK-yyyy-L (x=Color) (y=Length) (L=Lens Cover)
1406FL-757-12.5-xxxxK-yyyy-L (x=Color) (y=Length) (L=Lens Cover)

Size: 14mm(W) (0.55") x 7.8mm(H) (0.31")
14mm(W) (0.55") x 9.9mm(H) (0.39") [Lens Cover]
x Max length 1210mm(L) (47.64")

LED Strip: 25mm - 75.0mm (2.95") Increment
12.5mm - 37.5mm (1.48") Increment

LED Quantity: 25mm - 3 per 75.0mm (2.95")
12.5mm - 3 per 37.5mm (1.48")

Power Consumption: 6W per 300mm(L) (11.81")
Output Lumen: 25mm - 430lm per 300mm(L)
12.5mm - 490lm per 300mm(L)

Input Voltage: 12VDC

LED Types: SMT LED

CRI: >90

Beam Angle: 120°

Lens Cover: Semi Translucent, Opaque

Lamp Life: 50,000 Average life hours

Available Color (K): 2700, 3000, 3500, 4000

Dimmable: Yes

Cooling: Heat sink

Suggested Room Temperature: 0° ~ 40°C

Suggested Room Humidity: 20~80%

Application: Interior use only

Mounting Method: Magnet

Listed:



1406FL-757-12.5

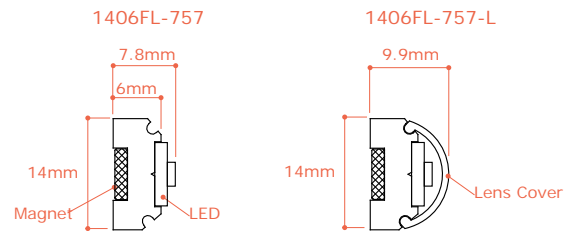


1406FL-757-12.5-L (Semi Translucent Lens Cover)



1406FL-757-12.5-L (Opaque Lens Cover)

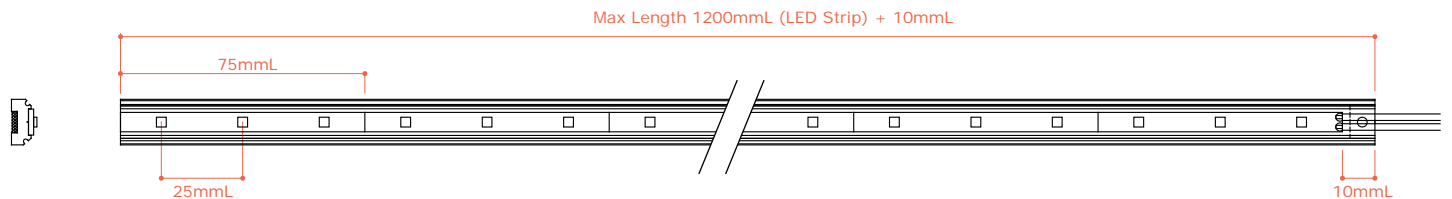
ENLARGED SIDE VIEW



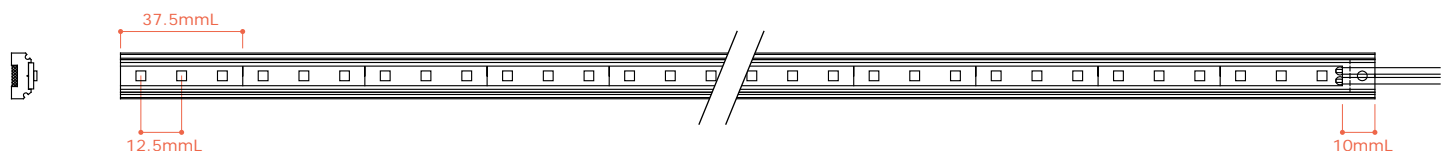
Side View

Dimension:

1406FL-757-25



1406FL-757-12.5



Front View