

## TCPB-3232 Series LED Linear Fixture

### FEATURES:

- \* Suitable for wall grazing and edge lighting
- \* Compact yet powerful
- \* The length can be adjustable with 75mm increments
- \* Constant voltage board design
- \* Water proof (IP68 LED Board only)
- \* Varieties of mounting method which enables flexible lighting control

### SPECIFICATION:

**Model:** TCPB-3232

**Size:** 32.2mm(W)(1.27") x 32.85mm(H)(1.29") x Max length 1200mm(L)(47.24")

**LED Quantity:** 3 per 75mmL(2.95")

**Power Consumption:** 13.2W per 300mmL(11.81")

**Output Lumen:** 910lm per 300mmL

**Input Voltage:** 12VDC

**LED Types:** SMT LED

**CRI:** >90

**Lamp Life:** 50,000 average life hours

**Available Color (K):** 3000, 3500, 4000

**Lens:** 30°, 60°, 90°

**Dimmable:** Yes

**Cooling:** Heat sink

**Suggested Room Temperature:** 0°~40°C


**Suggested Room Humidity:** 20~80%

**Application:** Interior use only

**Mounting Method:** Mount Bracket


**IES File:** Available upon request

**Diagram:** Available upon request



**TCPB-3232(Linear Lens)**

Linear lens creates soft and smooth lights.

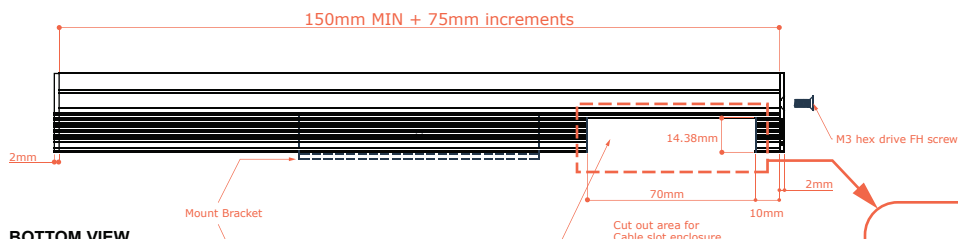


**TCPB-3137(Single lens)**

Powerful, yet hot spots at every lense are showing.

### Dimension:

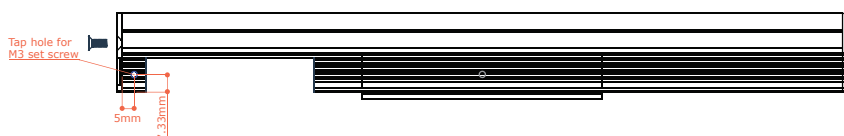
#### FRONT VIEW



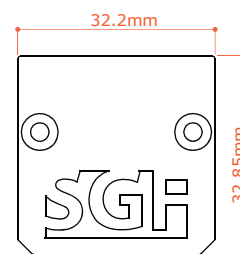
#### BOTTOM VIEW



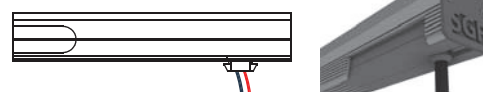
#### BACK VIEW



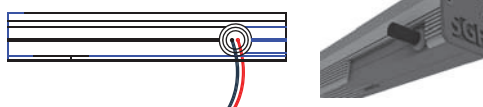
#### ENLARGED SIDE VIEW



#### a.Cable slot bottom type

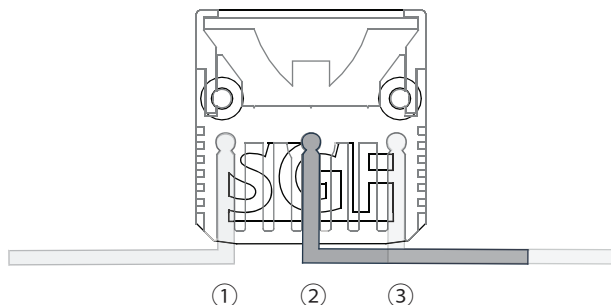


#### b.Cable slot side type



## TCPB-3232 Series LED Linear Fixture

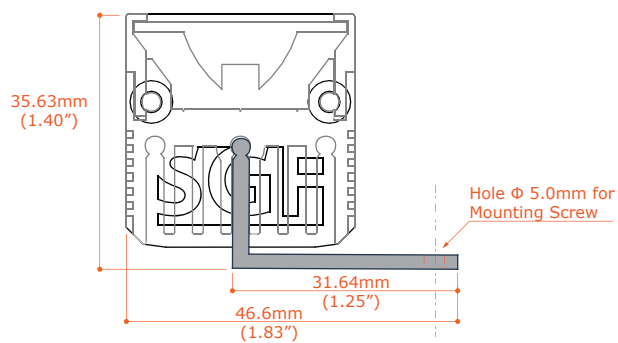
### Mounting options:



\*L90S Mount Bracket shown in the image

\*Both mount bracket can be fit three locations.

### TCPB-3232:L90S Mount Bracket (Angle Fixed)



### TCPB-3232:FS Mount Bracket (Angle Adjustable 180°)

